

Gifts of the Spirit

Kids Church - Lesson 9

Date:

Lesson 9: What is the gift of words of knowledge?

Learning Objective/s:

Children will learn that:

1. Words of knowledge is a gift of the spirit
2. God gave Elisha the gift of words of knowledge
3. God gives words of knowledge to encourage and comfort His people

Equipment:

- Weekly overview board and lesson timetable board (*see series overview for more info*)
- Speaker and device to play the song
- Map
- Laptop to play the video
- Craft - Elisha and servant (on card) and chariots to pull out (on card)
- Magnifying glass cards
- Parent cards

Parent Card:

At the end of the lesson, hand out the **parent cards** to the children so that they can continue reflecting on this week's lesson at home.

Welcome Time:

Before starting the lesson, sit the children down and ask each one about their week, not forgetting to share about yours too. This is a great chance to build relationship with each other and to teach the children important skills like communication and listening.

Ice Breaker: Detective game

Have the children sit in a circle.

Pick a child to be the detective and leave the room. Once they have left the room, choose one child to stay sat in the same place. Then, all the other children must change places (apart from the child you have just picked). Invite the detective to come back in. They have two guesses to see if they can figure out which child HAS NOT changed places.

See link for further instructions: <https://www.playworks.org/game-library/detective/>

Ice Breaker: Detective game continued...

Repeat the game several times so the children can all have a turn if there's time.

Tell the children that today they are looking at the gift of Words of Knowledge.

Learning point question: What do you think the phrase "words of knowledge" means?

Listen to their answers, then tell the children that when God gives the gift of words of knowledge He reveals mysteries that point us or others to Him! It's like a detective looking for clues to solve a puzzle, but instead of us trying to solve it, God gives us the answers!

Song: *Gifts of the Spirit, whispering Hope*

The children have now learned all the actions, so play through the song and see what they can remember. If there's part of the song they can't remember so well, then revise this part with them.

Object Lesson: Map

Show the children a map. Ask them what a map is used for. Listen to their answers and then ask the children what the army might use a map for. Again, listen to their answers and then say, leaders in the army use a map to plan where they are going to attack the enemy. There's a story in the Bible of a King called Aram, who makes plans against God's people to attack them. Watch this video about King Aram and see if you can see the gift of Words of Knowledge (God revealing mysteries) in action.

Video: **Elisha's Servant Sees an Army of Angels | Bible Story | LifeKids**
<https://youtu.be/D8LN1py7XxQ?si=FwFc9BqH7WsEzPtU>

After watching the video, ask the children:

1. Who had the gift of words of knowledge? (*Elisha*)
2. How did this gift help keep God's people safe? (*God told Elisha the plans of King Aram so he couldn't attack them, God showed Elisha's servant the army of angels/chariots protecting Elisha and God's people which gave them comfort and confidence*)


Tell the children that God reveals mysteries about the past or present to

Object Lesson: Map continued...

give comfort to His people, just like the servant was comforted in the story when He saw all the angels and chariots protecting him. He wouldn't have seen this if God hadn't revealed it through a word of knowledge - the servant's trust in God grew because of what God had shown him.

Craft: Open His Eyes

Give the children the picture of Elisha and his servant with the bible verse "*O Lord, open his eyes so he can see*". Ask the children to colour in Elisha's robe and the Bible verse. After this, fold the paper in half along the dotted line and glue around the inside edges - leaving a gap for the chariots to be pulled out. Firmly press the paper together so that it sticks and slide in the chariots so it can be pulled in and out.



Optional Memory Verse: Words of Knowledge

"O Lord, open his eyes and let him see!" 2 Kings 6:17

Have the children sit on the floor with their completed craft activity. Ask the children to close their eyes and say "O Lord, open his eyes..." and then ask the children to open their eyes and say, "...and let him see!" pulling out the chariots from their craft. Then get the children to say "2 Kings 6:17" using their fingers to represent the numbers and their hands to represent a crown for "kings".

Repeat this a few times so the children can learn the verse and the actions.

Series memory verse: 1 Corinthians 14:7

'Something from the Spirit can be seen in each person, to help everyone.'
(ICB) 1 Corinthians 12:7

Remembering: Watch the video and remind the children of any Makaton signs they might have forgotten. Say the verse together with the actions, repeating the video a few times to help them learn the verse from memory.

Optional Prayer:

Give the children a magnifying glass card.

Ask them to write inside the glass a person's name and a situation this person is struggling with (this could be themselves, a teacher, a friend or a family member). As they write this down, ask the children to pray in their hearts that God would reveal to them something they don't know so that God can bring comfort to this person and the tricky situation they are in, and that God would give them the confidence to speak out this mystery to the person written inside their glass. Remind the children that they can talk to a kids church leader, their parents, or the pastor, if they feel like God is saying something to them at any time.

The children can also colour in the words and the magnifying glass as they pray.

Thinking Time:

Get the children to sit down. Tell them this is a time for them to think about what they have been taught today.

Question: How is the gift of words of knowledge like a detective solving a mystery?

Tell the children that earlier on they were taught that the gift of words of knowledge is when God reveals a mystery about the past or present, a bit like a detective solving a mystery but God gives us the answers. God will open our eyes to things we can't see for ourselves so that the church can be comforted and our trust in God can grow more and more.

Next week: Explain to the children that they will be discovering about the gift of discernment next week and learning what happens when God helps us to see lies that are sent to hurt us.

Optional Game: Duck, Duck, Goose

Sit the children down in a circle and choose one child to be "it". This child will then walk around the outside of the circle, tapping each person's head and saying the word "duck".





When the child who is "it" chooses, they will tap the next head and say "goose" instead of "duck". The person who has been chosen to be the "goose" will stand up and chase "it" around the outside of the circle, trying to tag "it" before they make it around the circle and sit in their empty space.







If "it" makes it back to the space first, the "goose" becomes the next "it". If the "goose" tags "it" they can sit back in the circle and the child who was "it" must try again.

“O Lord,
open his
eyes and
let him
see!”



2 Kings 6:17





Parent Card

What I've learned in Kids Church today

Date:

Lesson 9: What is the gift of words of knowledge?

We're so glad your child has joined us today!

During our session we learned about the gift of words of knowledge. This is when God reveals a mystery about the past or present, a bit like a detective solving a mystery but God gives us the answers! God will open our eyes to things we can't see for ourselves so that the church can be comforted and our trust in God can grow more and more.

Key phrase for your child to know:

God reveals mysteries to us to bring comfort to the church.

The song we are practicing:

Gifts of the Spirit, by whispering Hope

The memory verse we are learning:

'Something from the Spirit can be seen in each person, to help everyone.'
(ICB) 1 Corinthians 12:7

We also looked at:

"O Lord, open his eyes and let him see!" 2 Kings 6:17

Talk together:

Over the next few weeks the children will be learning about the gifts of the spirit.

Talk to your family and ask if God has ever revealed a mystery to them before, either by God talking straight to them or through somebody else giving them a message through the Holy Spirit.

Pray together:

Dear God,

Thank you that you want to reveal mysteries to us. Open my eyes so I can see and hear your voice. Give me the confidence to speak out your mysteries to others so they can be comforted and put their trust in you.

Amen

See you next time!