

Gifts of the Spirit

Kids Church - Lesson 7

Date:

Lesson 5: What is the gift of tongues?

Learning Objective/s:

Children will learn that:

1. Tongues is a gift of the spirit
2. Tongues can be earthly or heavenly languages
3. Tongues connect the believer with God in prayer

Equipment:

- Weekly overview board and lesson timetable board (*see series overview for more info*)
- Speaker and device to play the song
- Language cards
- Flames (on card)
- Long strips (on card - A3)
- stapler, felt tips, glue
- Acts 2 prompt card
- Prompt cards for the prop box
- A prop box with musical instruments inside and the prompt cards
- Parent cards

Parent Card:

At the end of the lesson, hand out the **parent cards** to the children so that they can continue reflecting on this week's lesson at home.

Welcome Time:

Before starting the lesson, sit the children down and ask each one about their week, not forgetting to share about yours too. This is a great chance to build relationship with each other and to teach the children important skills like communication and listening.

Ice Breaker: Different Languages

Place on the floor around the room words in different languages.

Firstly, ask the children to walk around the room and read the cards, tell them to bring back any words that they understand (i.e. words they can translate into English) and make a pile. (Remember to tell them it isn't a game so it doesn't matter if they don't know many or any).

Secondly, ask the children to walk around the room again and read the cards,

Ice Breaker: Different Languages continued...

tell them to bring back any words they don't understand and make a second pile. Discuss with them how there are lots of languages around the world that we don't know or understand.

Learning point question: Do you think it's possible to know a language without learning it?

Tell the children that today they are learning about the gift of tongues. Ask the children if they have heard of this gift before. Listen to their responses and then, going back to the word "glossa" from the ice breaker, tell them that when some of the Bible was written, it was written in Greek, and the word used for the gift of tongues was "glossa" - meaning the gift of languages.

God gives some people the gift of tongues or languages, ones which they have never learned before. Sometimes these languages are earthly ones and sometimes they are heavenly ones, but they are all languages that the person has never learned before.

Song: *Gifts of the Spirit*, whispering Hope


The children have now learned all the actions, so play through the song and see what they can remember. If there's part of the song they can't remember so well, then revise this part with them.

Craft: Tongues of Fire hats

Have the children colour/decorate a pre-cut flame. Then get them to choose some words used in the ice-breaker to stick on their flame.

Measure the children's head and staple the long thin strips together to make a hat. Then staple the flame on top of the long strip.

These hats will then be using during the object lesson.



Object Lesson: Box of Props

Tell the children that you have a box of props to help them re-enact the first time the Holy Spirit gave the gift of tongues to the disciples.

Read out Acts 2:1-12 and pause so the children can act out each part with either the props or the prompt cards (see the Acts 2 prompt sheet).

Memory Verse: Tongues

"For if you have the ability to speak in tongues, you will be talking only to God, since people won't be able to understand you. You will be speaking by the power of the Spirit, but it will all be mysterious." 1 Corinthians 14:2

Put in front of the children the memory verse in French. Ask for a volunteer to read it out and then ask if any one can understand it?

Once you've listened to their answer, ask them if God understands this verse even though it's in French.

Then place in front of the children the memory verse in English and ask everyone to read it out together. Then say, God understands all languages, even the heavenly languages. When we speak in tongues it is a special way of communicating with God in prayer and worshipping him, especially in times when we don't know what to say.

Series memory verse: 1 Corinthians 14:7

'Something from the Spirit can be seen in each person, to help everyone.'
(ICB) 1 Corinthians 12:7

Remembering: Watch the video and remind the children of any Makaton signs they might have forgotten. Say the verse together with the actions, repeating the video a few times to help them learn the verse from memory.

Optional Prayer: Thanksgiving

Stand the children in a line and set up a box a little way from them. Give the child at the front a ball. Each child has to say thank you to God for one thing and throw the ball into the box, when it lands in the box they have to say AMEN (if they miss, have them throw again so it lands in the box). Repeat this for all the children and ensure they have several turns each if they are enjoying it.

Thinking Time:

Get the children to sit down. Tell them this is a time for them to think about what they have been taught today.

Question: Is it possible to know a language without learning it?

Tell the children that earlier on they were taught the gift of tongues is when God gives someone the ability to speak in different languages so they can connect with Him in a special way when they pray - so for these people, it is possible to speak an unknown language without having any lessons at all!

Next week: Explain to the children that they will be discovering about the gift of interpretation next week and learning what happens when God gives a message in tongues!

Optional Game: Charades

Give the children a theme: animals/sports/famous people

Then ask for a volunteer to act out something from this theme. The children then have to guess what it is they are acting out.

The person who guesses gets to act something out next, or they can nominate someone else to take their place.

Ice Breaker Language cards - Hello in Italian

Cut out all the cards separately so each child can collect their own words - these words will also be used in the craft.

Ciao

Ciao

Ciao

Ciao

Ciao

Ciao

Ciao

Ciao

Ciao

Ciao

Ciao

Ciao

Bonjour

Bonjour

Bonjour

Bonjour

Bonjour

Bonjour

Bonjour

Bonjour

Bonjour

Bonjour

Bonjour

Bonjour

Cut out all the cards separately so each child can collect their own word

Hallo

Hallo

Hallo

Hallo

Hallo

Hallo

Hallo

Hallo

Hallo

Hallo

Hallo

Hallo

Gracias

Gracias

Gracias

Gracias

Gracias

Gracias

Gracias

Gracias

Gracias

Gracias

Gracias

Gracias

Cut out all the cards separately so each child can collect their own word

Bien

Bien

Bien

Bien

Bien

Bien

Bien

Bien

Bien

Bien

Bien

Bien

il treno

il treno

il treno

il treno

il treno

il treno

il treno

il treno

il treno

il treno

il treno

il treno

Bis Bald

Bis Bald

Bis Bald

Bis Bald

Bis Bald

Bis Bald

Bis Bald

Bis Bald

Bis Bald

Bis Bald

Bis Bald

Bis Bald

Language cards - Today in Romanian

Cut out all the cards separately so each child can collect their own word

Azi

Azi

Azi

Azi

Azi

Azi

Azi

Azi

Azi

Azi

Azi

Azi

Obrigado

Obrigado

Obrigado

Obrigado

Obrigado

Obrigado

Obrigado

Obrigado

Obrigado

Obrigado

Obrigado

Obrigado

Enchanté

Enchanté

Enchanté

Enchanté

Enchanté

Enchanté

Enchanté

Enchanté

Enchanté

Enchanté

Enchanté

Enchanté

Takk

Takk

Takk

Takk

Takk

Takk

Takk

Takk

Takk

Takk

Takk

Takk

Kon'nichiwa

Kon'nichiwa

Kon'nichiwa

Kon'nichiwa

Kon'nichiwa

Kon'nichiwa

Kon'nichiwa

Kon'nichiwa

Kon'nichiwa

Kon'nichiwa

Kon'nichiwa

Kon'nichiwa

Danke

Danke

Danke

Danke

Danke

Danke

Danke

Danke

Danke

Danke

Danke

Danke

Jambo

Jambo

Jambo

Jambo

Jambo

Jambo

Jambo

Jambo

Jambo

Jambo

Jambo

Jambo

Cut out all the cards separately so each child can collect their own word

Alavida

Alavida

Alavida

Alavida

Alavida

Alavida

Alavida

Alavida

Alavida

Alavida

Alavida

Alavida

Cut out all the cards separately so each child can collect their own word

Glossa

Glossa

Glossa

Glossa

Glossa

Glossa

Glossa


Glossa

Glossa


Glossa

Glossa

Glossa



Long strips for hat



On the day of Pentecost all the believers were meeting together in one place.

Bring out from the box the sheet labelled 1 and have the children shake hands with each other as if they've just arrived at a meeting.

Suddenly, there was a sound from heaven like the roaring of a mighty windstorm, and it filled the house where they were sitting.

Bring out from the box musical instruments for the children to make the sound of a mighty windstorm.

Then, what looked like flames or tongues of fire appeared and settled on each of them.

Now get the children to put on their tongues of fire hats.

And everyone present was filled with the Holy Spirit and began speaking in other languages, as the Holy Spirit gave them this ability.

Bring out from the box the sheet labelled 2 and have the children speak out the different words for hello, get them to repeat this several times.

At that time there were devout Jews from every nation living in Jerusalem. When they heard the loud noise, everyone came running, and they were bewildered to hear their own languages being spoken by the believers.

Bring out from the box the sheet labelled 3 and have the children run around the room once, as if they've just heard what is going on, when they come back, get them to act shocked!

They were completely amazed. "How can this be?" they exclaimed.


Bring out the sheet labelled 4 and get the children to read out the two questions instead of yourself.

"These people are all from Galilee, and yet we hear them speaking in our own native languages! Here we are— Parthians, Medes, Elamites, people from Mesopotamia, Judea, Cappadocia, Pontus, the province of Asia, ¹⁰ Phrygia, Pamphylia, Egypt, and the areas of Libya around Cyrene, visitors from Rome ¹¹ (both Jews and converts to Judaism), Cretans, and Arabs. And we all hear these people speaking in our own languages about the wonderful things God has done!" ¹² They stood there amazed and perplexed. "What can this mean?" they asked each other.

Bring out the sheet labelled 4 again and get the children to read out the two questions instead of yourself.

1

Shake Hands



2

Hello

Bonjour

Ciao

Hola

Salut

3

**Run around
the room
once, come
back and
act shocked**

4

**“How can
this be?”**

**“What can
this mean?”**

**En effet, celui qui parle en langue ne
parle pas aux hommes, mais à Dieu,
car personne ne le comprend, et
c'est en esprit qu'il dit des mystères.**

1 Corinthiens 14:2

**For if you have the ability to speak in
tongues, you will be talking only to
God, since people won't be able to
understand you. You will be speaking
by the power of the Spirit, but it will
all be mysterious.**

1 Corinthians 14:2

Parent Card

What I've learned in Kids Church today

Date:

Lesson 5: What is the gift of tongues?

We're so glad your child has joined us today!

During our session we learned that God gives some people the gift of tongues or languages, ones which they have never learned before! Sometimes these languages are earthly ones and sometimes they are heavenly ones, but we discovered that they are all ways to help us connect with God in prayer.

Key phrase for your child to know:

God gives someone the ability to speak in different languages so they can connect with him in a special way.

The song we are practicing:

Gifts of the Spirit, by whispering Hope

The memory verse we are learning:

'Something from the Spirit can be seen in each person, to help everyone.'
(ICB) 1 Corinthians 12:7

We also looked at:

'For if you have the ability to speak in tongues, you will be talking only to God, since people won't be able to understand you. You will be speaking by the power of the Spirit, but it will all be mysterious.' 1 Corinthians 14:2

Talk together:

Over the next few weeks the children will be learning about the gifts of the spirit.

Ask the adults in your family what languages they can speak or what words they know in another language.

Speaking in tongues is just like speaking in a language you don't know!

Pray together:

Dear God,

Thank you that there are so many languages in the world! It's amazing to think that I could speak in an unknown language today that will draw me closer to you.

Thank you for the gift of tongues!

Amen

See you next time!