

# Gifts of the Spirit

## Kids Church - Lesson 6

Date:

Lesson 5: What is the gift of healing?

### Learning Objective/s:

Children will learn that:

1. Healing is a gift of the Holy Spirit
2. Healing helps us to see God's love for us even in an imperfect world
3. Children can pray for healing today

### Equipment:

- Weekly overview board and lesson timetable board (*see series overview for more info*)
- Speaker and device to play the song.
- Flip chart paper x2 pieces, pens
- box of plasters, a thermometer, packet of tissues
- memory verse people
- coloured paper (enough for children to draw around their hands 4 times), glue, cardboard circle for a wreath, pencils, scissors and felt tips
- parachute
- Parent cards

### Parent Card:

At the end of the lesson, hand out the **parent cards** to the children so that they can continue reflecting on this week's lesson at home.

### Welcome Time:

Before starting the lesson, sit the children down and ask each one about their week, not forgetting to share about yours too. This is a great chance to build relationship with each other and to teach the children important skills like communication and listening.

### Ice Breaker: A perfect world

Lay in front of the children a piece of flip chart paper. Ask them to write or draw what a perfect world would look like. Ask them what people would do in this world and how they would feel.

Now, bring out another piece of flip chart paper. Ask them to draw what our world is actually like. Again, ask the children what people do in our world and how they feel. Prompt children, if needed, by asking what happens in different countries like Ukraine for example, or for people in third world countries.

### **Ice Breaker: A perfect world continued...**

**Learning point question:** Which world do you prefer? And which world do you think God prefers?

Ask the children if they know what healing is.

Listen to the children's answers, then say, one day when Jesus returns the world will no longer have sadness or sickness... but as we wait for this day, the Holy Spirit gives people the gift of healing so that God's love for us can be seen even in an imperfect world.

### **Song: *Gifts of the Spirit*, whispering Hope**

The children have now learned all the actions, so play through the song and see what they can remember. If there's part of the song they can't remember so well, then revise this part with them.

### **Object Lesson: More than just sickness**

**Show the children a box of plasters.** Ask them what they are used for.

Tell them that plasters cover up cuts and help to keep the wound clean so that they get better and don't get infected. God gives the gift of healing to some people so they can pray for others to be healed from injuries to their bodies - when these people pray, God hears, and the injured person is made better. Ask the children if they know anybody who has an injury (this could even be themselves), then include the names of these people in a prayer (make it generic if the children don't know anybody) and get the children to say AMEN at the end.

Prayer: *Thank you God that you can heal people's injuries much better than a plasters can. Please God, we ask that you heal [insert the names the children gave]. AMEN*

**Show the children a thermometer.** Ask them if they know what it is and what it is used for.

Tell them that everyone gets ill, sometimes we can see someone is ill because they might have a temperature, and sometimes we can't see because it's inside the body and hidden. But this is nothing to be scared or worried about, because God can heal all our illnesses and gives some people the gift of healing to pray for these people so they can be made well. Ask the children if they know anybody who is ill (this could even be themselves), then include

### **Object Lesson: More than just sickness continued...**

their names in a prayer and get the children to say AMEN at the end.

Prayer: *Thank you God that no illness is too difficult for you to heal. Please God, we ask that you would heal [insert names] and make them feel better. AMEN.*

**Show the children a box/packet of tissues.** Ask them what the object is and what they can be used for.

Tell the children that when we get sad, or scared, or worried, we sometimes cry and need a tissue. God wants to heal more than just our illnesses and injuries, he also wants to heal our minds when we become so worried that it stops us from enjoying life or doing basic tasks like going to school, or trying something new. Ask the children if they know of anyone who is so worried about life that it makes them feel sad or stops them from doing basic tasks (this could even be themselves), then once again, add the names of these people in a prayer and ask the children to say AMEN at the end.

Prayer: *Thank you God that you don't want us to remain sad and not to enjoy life. Please help [insert names] not to be worried and to heal their minds and make them free. AMEN*

### **Optional Memory Verse: Healing**

*'He heals the broken-hearted and bandages their wounds.'* Psalm 147:3

**(Preparation: On the back of each person, write a word from the memory verse so that each person has a word).**

Hide around the room the 11 examples of people in the Bible who had the gift of healing. Split the children into pairs (or individuals if you don't have many children) and give them the number of the person they have to go and find.

Once the children have found all the people, ask them to sit down and tell the others about their person (i.e - who had the gift of healing and what did they heal). For number 11 - Remind the children that although the Holy Spirit gives a person the ability to heal, it's God who brings the healing.)

Remind the children that the gift of healing is not just for people from the Bible but for us today as well, so that God can show His love for His people even in an imperfect world.

Get the children to turn over their person, where they will find a word from the memory verse. Ask them to put the words in order and then read it out together.

### Series memory verse: 1 Corinthians 14:7

*'Something from the Spirit can be seen in each person, to help everyone.'* (ICB)  
1 Corinthians 12:7


**Remembering:** Remind the children the sign for SOMETHING, FROM THE SPIRIT, CAN BE SEEN, IN EACH PERSON and TO HELP (which they learned in previous weeks), then teach the children the final sign for EVERYONE. Get the children to say the memory verse out loud, doing the actions for SOMETHING, FROM THE SPIRIT, CAN BE SEEN, IN EACH PERSON, TO HELP and EVERYONE. Repeat this several times before asking if any of the children can remember the memory verse.

### Craft: Healing Hands Wreath

Get the children to draw around their hands at least 4 times. On each hand, they draw a picture of the person they would like God to heal (this could also be themselves) and write their name on the fingers. Remind the children that this could be for injuries, illness or emotional healing.

Once they have done this, get them to cut out their hands and glue them onto a pre-cut circle to make a wreath.

Encourage the children to take their wreath home and pray for the people on it.



### Optional Prayer: Healing Hand Prayers

Ask the children to sit in a circle with their Healing hand wreaths.

Ask the children if anyone would like to say a small prayer for one of the people on their hands. When each child who would like to pray has finished, ask the other children to say AMEN.

**Thinking Time:**

Get the children to sit down. Tell them this is a time for them to think about what they have been taught today.

**Question:** What things can God heal?

Tell the children that earlier on they were taught that the gift of healing is when God gives someone the ability to pray for someone to become well if they are sick, have been injured, or if they feel too sad and worried to enjoy life. When this happens, it shows God's love for us even in an imperfect world.

**Next week:** Explain to the children that they will be discovering about the gift of tongues next week and learning how God uses this gift to help us help others.

**Optional Game: Fruit Salad Parachute Game**

Space the children evenly around the parachute and name each child a different piece of fruit: Apple, banana, pear, strawberry (use more fruit for larger groups)

Get the children to lift the parachute up and down, when the parachute is high call out the name of one fruit (apple, banana, pear or strawberry), the children who have been named that fruit must then run under the parachute to get to the other side. Repeat this for all the fruit, calling them out at random. But, when "fruit salad" is called, ALL the children must run underneath the parachute at the same time to get to their opposite side.

1



**Jesus**

He made  
a blind  
man see

2



**Peter**

He made  
a lame  
man walk.

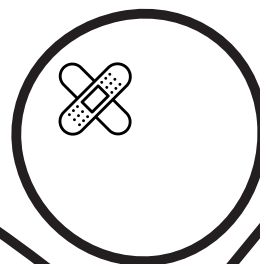
3



**Peter**

His shadow  
healed  
people as he  
passed by

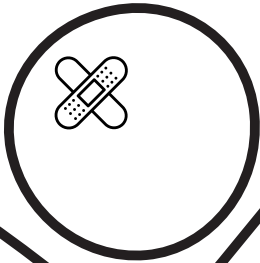
4



**Jesus**

He made  
a mute  
man talk

**5**



**Elijah**

He brings  
a young  
boy back  
to life

**6**



**Elisha**

He heals a  
man with a  
skin  
disease

**7**



**Paul**

He healed a  
man who had  
a fever

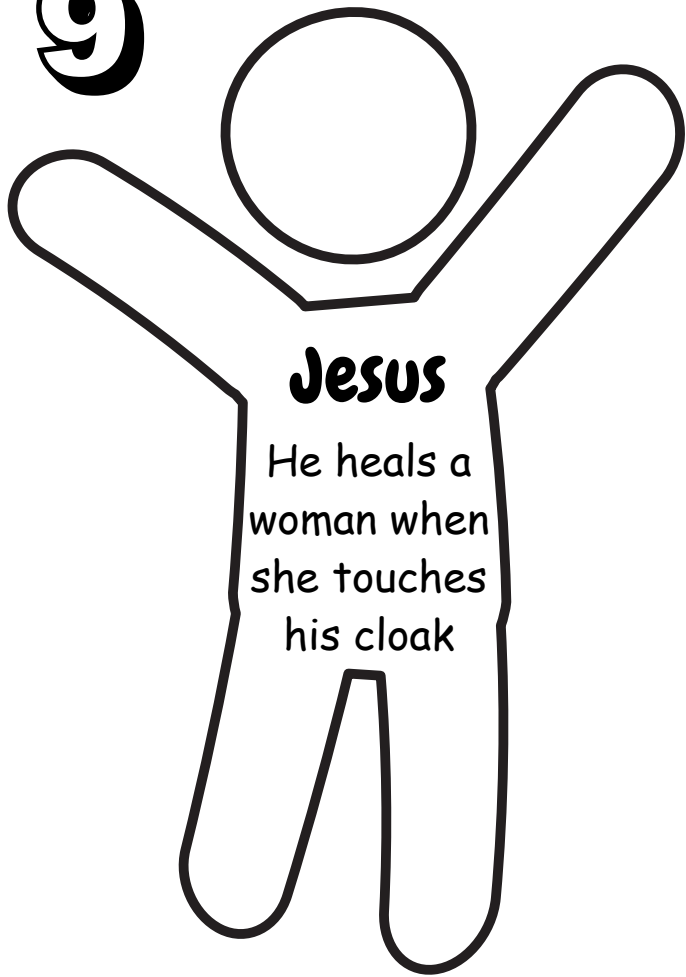
**8**



**Jesus**

Heals a man's  
ear that had  
been cut off

9



**Jesus**

He heals a  
woman when  
she touches  
his cloak

10



**Paul**

He heals a  
man who  
couldn't  
walk

11



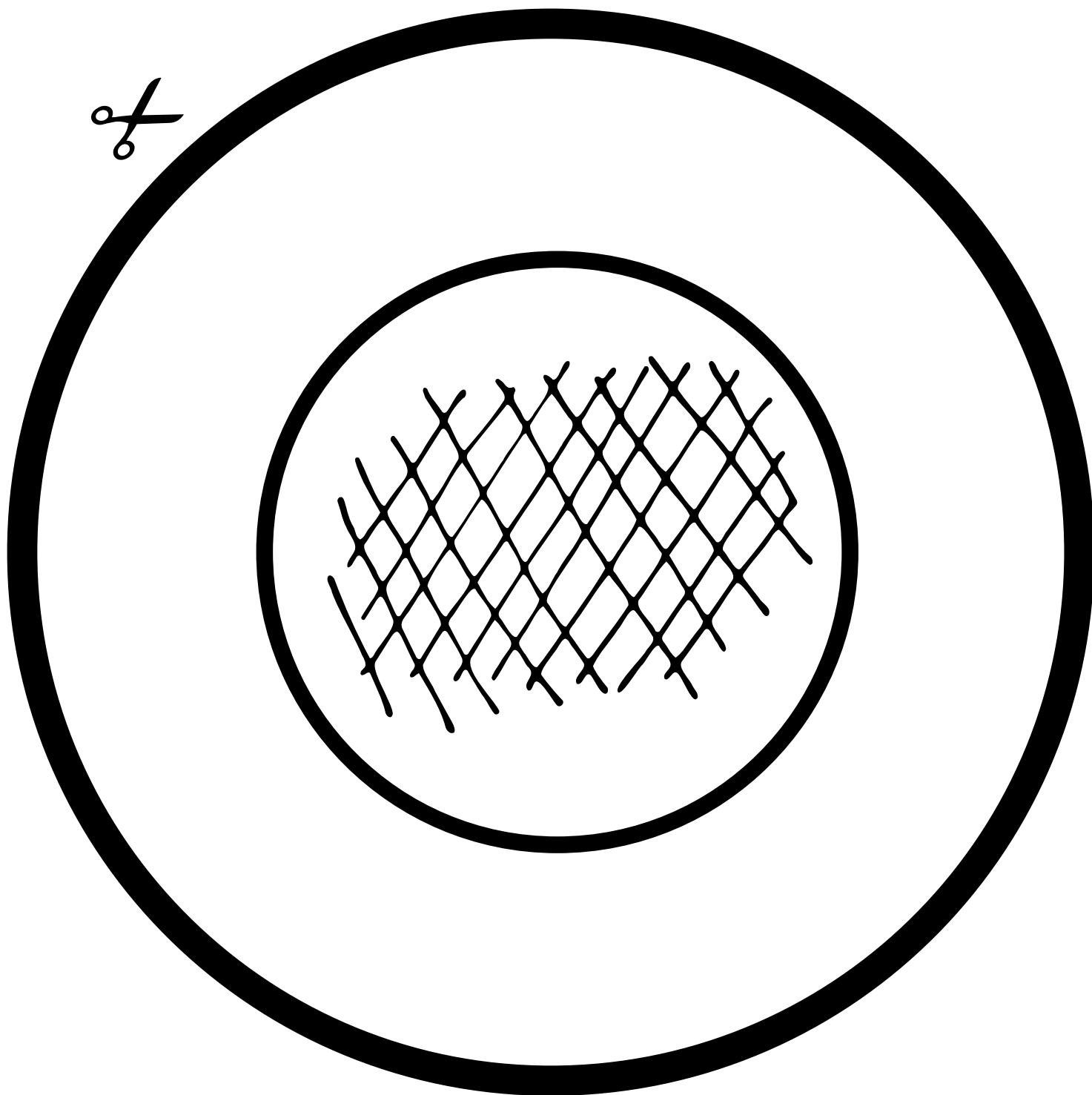
**God**

Whenever  
God heals it's  
about God  
and not us



Circle for the hand wreath.

Cut out the inner circle where the cross hatch is and cut around the outside of the larger circle.



# Parent Card

## What I've learned in Kids Church today

Date:

Lesson 5: What is the gift of healing?

### We're so glad your child has joined us today!

During our session we learned that the gift of healing is when the Holy Spirit gives a person the ability to pray for someone who is sick and then God uses that person to heal because of His great love. We learned that God can heal those who have injuries and sickness, as well as those who suffer from mental health.

### Key phrase for your child to know:

The gift of healing is for us today, so that God can show His love for His people even in an imperfect world.

### The song we are practicing:

*Gifts of the Spirit*, by whispering Hope

### The memory verse we are learning:

*'Something from the Spirit can be seen in each person, to help everyone.'*  
(ICB) 1 Corinthians 12:7

### We also looked at:

*'He heals the broken-hearted and bandages their wounds.'* Psalm 147:3

### Talk together:

Over the next few weeks the children will be learning about the gifts of the spirit.

Pray together for the people you drew on the Healing Hands Wreath you made this week in kids church. Ask your family if there's anyone else you can add and write their names on the hands, too.

### Pray together:

Dear God,

Today I want to pray for [insert name] who is sick/worried.

Help them to know you love them and make them well.

Amen

See you next time!