

Gifts of the Spirit

Kids Church - Lesson 5

Date:

Lesson 5: What is the gift of miracles?

Learning Objective/s:

Children will learn that:

1. Miracles are a gift of the Holy Spirit
2. God gives the gift of miracles to show us the impossible is possible with Him
3. Miracles are for today

Equipment:

- Weekly overview board and lesson timetable board (*see series overview for more info*)
- Speaker and device to play the song.
- Movie character scenario cards
- 3 pieces of A4 paper for each child and scissors
- Memory verse
- Mobile images on card in A3, thread/wool/string, felt tips
- Parent cards

Parent Card:

At the end of the lesson, hand out the **parent cards** to the children so that they can continue reflecting on this week's lesson at home.

Welcome Time:

Before starting the lesson, sit the children down and ask each one about their week, not forgetting to share about yours too. This is a great chance to build relationship with each other and to teach the children important skills like communication and listening.

Ice Breaker: Possible or Impossible

The children will be shown a range of images from different films, for each one, read out the scenario and ask the children to decide if the scenario is only possible in the movies or possible in real life.

Label one end of the room **Only possible in the movies** and label the other one **Possible in real life** and get the children to run to either side depending on their answer.

Ice Breaker: Possible or Impossible continued...

Learning point question: Today we are going to be learning about the gift of miracles. What is a miracle? And do you think the characters we've just looked at were doing miraculous things? Why/Why not?

Listen to the children's answers, then say, when God gives someone the gift of miracles, the Holy Spirit will give that person the ability to perform things that aren't possible for humans to do, or that are not possible to happen in the natural world.

Song: *Gifts of the Spirit*, whispering Hope

The children have now learned all the actions, so play through the song and see what they can remember. If there's part of the song they can't remember so well, then revise this part with them.

Object Lesson: Stepping Through Paper

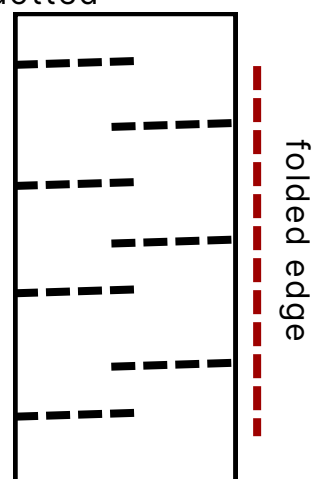
Give the children a piece of A4 paper and ask them if it's possible to step through it without tearing the paper. Give them time to answer and have a go at stepping through, of which they will not be able to do.

Then give them a pair of child-safe scissors (perhaps pairing up the younger ones with a helper or older child) ask them if it's possible to step through the paper now you've given them scissors. Wait for them to answer and to have a go at cutting the paper so they can step through it, of which, again, they will not be able to do without tearing it.

Give them a new piece of paper and ask them to fold it in half long ways.

Then ask them to cut lines at alternating sides (but not to cut all the way to the end - see the diagram to the right, cut where the black dotted lines are). The last thing they need to do is to cut along the folded edge, but do not cut the two ends (see the dotted red line on the diagram). Now the children can open up the paper and step through the hole they have created.

Ask the child if they're amazed it was possible to step through the paper. Tell them that nothing is impossible for God, and he gives the gift of miracles through the Holy Spirit to help our faith in Him to grow and to see how amazing He is.



Original idea from Better Bible Teachers: Object lesson on the power of Jesus and how He can do the impossible!

Memory Verse: Miracles

'Humanly speaking, it is impossible. But with God everything is possible.'
Matthew 19:26

Game:

Print out the memory verse and put it on the floor in the middle of the room. Then lay out the pictures of the movie characters from the ice breaker around it. Tell the children you are going to read out some verses from the Bible about miracles and ask them to pick which movie character it matches.

SAMSON (The Hulk) - Judges 14:5-6 'As Samson and his parents were going down to Timnah, a young lion suddenly attacked Samson near the vineyards of Timnah. At that moment the Spirit of the Lord came powerfully upon him, and he ripped the lion's jaw apart with his bare hands.'

LAZARUS (Elsa and Anna) - John 11:1, 17, 43-44 'A man named Lazarus was sick... when Jesus arrived at Bethany, he was told that Lazarus had already been in his grave [dead] for four days...then Jesus shouted, "Lazarus come out!" And the dead man came out, his hands and feet bound in graveclothes, his face wrapped in a headcloth. Jesus told them, "Unwrap him and let him go!"

PARTING THE RED SEA (Mary Poppins) - Exodus 14:21 'Then Moses raised his hand over the sea, and the Lord opened up a path through the water with a strong east wind. The wind blew all that night, turning the seabed into dry land.'

ELIJAH (Superman and the Flash) - 1 Kings 18:46 'Then the Lord gave special strength to Elijah. He tucked his cloak into his belt and ran ahead of Ahab's chariot [and horses] all the way to the entrance of Jezreel.'

BALAAM'S DONKEY (Donkey in Shrek) - Numbers 22:21, 23, 28 'So the next morning Balaam got up, saddled his donkey, and started off...Balaam's donkey saw the angel of the Lord standing on the road with a drawn sword in his hand. The donkey bolted off the road into a field, but Balaam beat it and turned back onto the road...Then the Lord gave the donkey the ability to speak. "What have I done to you that deserves your beating me three times?" it asked Balaam.'

STOPPING THE SUN (Minions) - Joshua 10:12 'Joshua prayed to the Lord in front of all the people of Israel... "Let the sun stand still over Gibeon, and the moon over the valley of Aijalon." So the sun stood still and the moon stayed in place until the nation of Israel had defeated its enemies.'

Memory Verse: continued...

Ask the children if they are surprised that some of these miracles happened in the Bible. Tell the children it might seem impossible but God wants to give us the gift of miracles today so people can see who He is and be amazed.

Optional Series memory verse: 1 Corinthians 14:7

'Something from the Spirit can be seen in each person, to help everyone.'
(ICB) 1 Corinthians 12:7

Remembering: Remind the children the sign for SOMETHING, FROM THE SPIRIT, CAN BE SEEN and IN EACH PERSON (which they learned in previous weeks), then teach the children the sign for TO HELP. Get the children to say the memory verse out loud, doing the actions for SOMETHING, FROM THE SPIRIT, CAN BE SEEN, IN EACH PERSON and TO HELP. Repeat this several times before asking if any of the children can remember the memory verse.

Craft: Miracle Mobile

Print out the pictures of the miracles on card and get the children to colour them in. Also get the children to colour in the verse on the long strip.

Then follow the step by step guide to create a miracle mobile for the children to hang up.



Optional Prayer: Memory prayer

Get the children to sit in a circle. Tell the children they are going to say a prayer of thanks to God so they all need to think of one thing they are thankful for.

Explain to the children that you will start, and then the next person needs to

Optional Prayer: Memory prayer

repeat your prayer and then add on the thing they are thankful for.

For example:

The Leader: Thank you God for miracles

Child 1: Thank you God for miracles and food

Child 2: Thank you God for miracles, food and winning my football match

Repeat this until all the children have had a turn.

Thinking Time:

Get the children to sit down. Tell them this is a time for them to think about what they have been taught today.

Question: Are things in the movies possible in real life? Give the children 30 seconds before asking for their answers.

Tell the children that earlier on they were taught that the gift of miracles is when God gives someone the ability to do impossible things, this is not the person who performs these things but the power of the Holy Spirit that is in them.

Next week: Explain to the children that they will be discovering about the gift of healing next week and learning how God uses this gift to help us help others.

Optional Game: Simon Says

Have the older children take it in turns to be "Simon".

If the leader says "Simon says..." the children complete the action, if the leader doesn't say "Simon says..." then the children do not do the action. Any children who do the action when they shouldn't are out of the game.



www.pixabay.com



www.postermymwall.com

Superman and The Flash both run or fly at superhuman speed - is this possible only in the movies or possible in real life?



www.postermywall.com

When the Hulk gets mad he becomes strong and there is no end to this strength! - is this possible only in the movies or possible in real life?



www.pixabay.com

The donkey in Shrek loves a good chat and could talk forever - are talking donkeys only possible in the movies or can they talk in real life as well?



All is lost when Anna becomes frozen by the evil Hans - she is gone forever... But then Elsa comes to the rescue and, because of her sisterly love, is able to thaw the ice and bring Anna back to life - is this possible only in the movies or possible in real life as well?



www.postermywall.com

The Minions stole the moon in Despicable Me, taking something from outer space! Is this possible only in the movies or possible in real life?



www.pixabay.com

Mary Poppins, arguably the world's greatest babysitter, can move things with her mind - making tidying up fun. All she needs to do is snap her fingers to clean bedroom! Is this possible only in the movies, or possible in real life?

'Humanly speaking, it is
impossible.'

But with God everything is
possible.'

Matthew 19:26

*‘Humanly speaking, it is impossible.
But with God everything is possible.’
Matthew 19:26*




Samson became
strong



Elijah ran faster
than horses




Joshua prayed and
the sun stood still



Lazarus came
back to life



Balaam's donkey
spoke



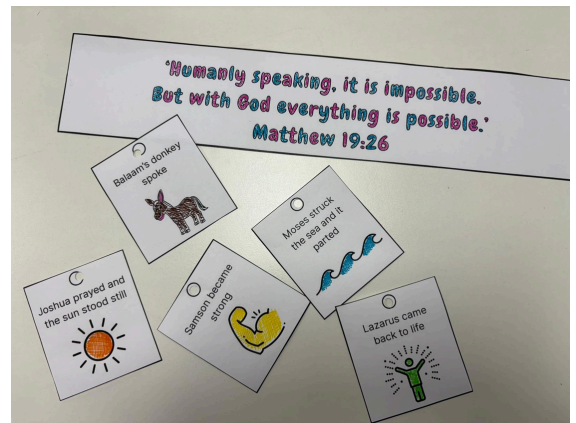
Moses struck
the sea and it
parted



How to make the miracle mobile

1

Colour and cut out all the pictures of the miracles and the memory verse strip.




2

Using a hole punch, make 6 holes along the bottom of the memory verse strip, ensuring the holes are spread at an equal distance apart. Also make holes at the top of each of the miracle pictures.



3

Staple/glue/sellotape the memory verse strip ends together.



4

Using wool/string/thread cut 6 different lengths so that the pictures don't hang at the same level. Then, one thread at a time, tie one end through the hole on a picture, and tie the other end to a hole in the memory verse strip (making sure you leave a long end, which will be used to hang the mobile up). Repeat this for all 6 pictures.




5

Collect all the long ends together and tie into a knot.



6

The children can then take the mobile home to hang up



Parent Card

What I've learned in Kids Church today

Date:

Lesson 5: What is the gift of miracles?

We're so glad your child has joined us today!

During our session we learned that the gift of miracles is when the Holy Spirit gives a person the ability to perform things that aren't possible for humans to do, or that are not possible to happen in the natural world. We learned about how God made a donkey talk, made the moon and sun stand still, and made men as strong and fast as superheroes!

Key phrase for your child to know:

God gives the gift of miracles to help our faith and trust in Him to grow.

The song we are practicing:

Gifts of the Spirit, by whispering Hope

The memory verse we are learning:

'Something from the Spirit can be seen in each person, to help everyone.'
(ICB) 1 Corinthians 12:7

We also looked at:

'Humanly speaking, it is impossible. But with God everything is possible.'
Matthew 19:26

Talk together:

Over the next few weeks the children will be learning about the gifts of the spirit.

Has anyone in your family ever experienced a miracle? Ask them what happened and how it made them feel.

Pray together and ask God for miracles in your life as well!

Pray together:

Dear God,

Thank you for the gift of miracles. Teach me to be ready for the miraculous and then to share the good news of what you have done with others so our faith can grow together.

Amen

See you next time!