

# Gifts of the Spirit

## Kids Church - Lesson 4

Date:

Lesson 4: What is the gift of wisdom?

### Learning Objective/s:

Children will learn that:

1. Wisdom is a gift of the Holy Spirit
2. Wisdom helps us make good choices and helps us give good advice
3. Wisdom helps us to help others
4. Even children can be wise

### Equipment:

- Weekly overview board and lesson timetable board (*see series overview for more info*)
- Speaker and device to play the song.
- Scenario cards
- Two food bags, one with holes cut in the back and one without
- A jug of water and a tray
- Paper plates, split pins, how does God give wisdom cards, arrows with verse, and felt tips
- Parent take home card
- Parachute prayer cards
- Parachute

### Parent Card:

At the end of the lesson, hand out the **parent cards** to the children so that they can continue reflecting on this week's lesson at home.

### Welcome Time:

Before starting the lesson, sit the children down and ask each one about their week, not forgetting to share about yours too. This is a great chance to build relationship with each other and to teach the children important skills like communication and listening.

### Ice Breaker: Wise or Not Wise

Ask the children what it means to be wise. Tell them being wise is when someone makes good choices or gives good advice.

Then tell them you are going to read out several scenarios and they must decide if it's wise or not wise. If they think it's wise, they will run to one end of the room, if they think it's unwise, they will run to the other side of the room. Make sure the children always start off in the middle of the room.

### Ice Breaker: Wise or not wise continued...

**Learning point:** Tell the children that today they are learning about the Holy Spirit's gift of wisdom.

**Learning point question:** Is having knowledge/knowing lots of facts and answers to questions, the same thing as having wisdom?

Listen to the children's answers, then explain that God's wisdom is more than just knowing facts and asking questions correctly, it's about using this knowledge to make the right choices and to help others to do the same.

When a child has the gift of wisdom, it means they are wise beyond their years, in other words, instead of thinking like a child, they tend to think like an older person and, therefore, make wiser choices and give wiser advice.

### Song: *Gifts of the Spirit*, whispering Hope

This week, teach the children the bridge of the song. Then play the whole song so they can practice, encouraging them to join in with the actions they can remember.

### Object Lesson: Bag with Holes

*Complete the object lesson over a large tray to catch overflowing water.*

1. **Show the children the food bag** (the one with holes in the back – but make sure they don't see the holes) **then show them the jug full of water.** Tell them the bag represents a person, and the water represents the Holy Spirit's gift of wisdom. Ask them what will happen if you fill the person with wisdom (i.e. fill the bag with water). *Possible answers: make good choices, think before they act/speak, give good advice, know what to do.*
2. **Now fill the bag with water**, act shocked when the water starts to leak out of the bag. Ask the children what has happened to the wisdom you poured into the person. Tell them the person hasn't made some good choices and hasn't used the wisdom God gave them very well because the wisdom has all poured out – they haven't been wise!
3. **Tell the children you have another person** (the bag without holes) **and fill this one up with water.** Ask the children what the difference is between the two bags. Tell the children that this person has received the Holy Spirit's gift of wisdom and has allowed God to direct them and they have listened, so therefore, they have kept hold of their wisdom and used it well.

### **Object Lesson: Bag with Holes continued...**

4. **Now lift up the bag without holes and the bag with holes.** Ask the children how the person who is full of God's wisdom can help the person who has made some bad choices. *Possible answers: to spend money wisely, to be peaceful and not fight/argue, to make decisions about starting something new.* Remind the children that God gives the gift of wisdom to help us and to also help others.

### **Optional Memory Verse: Wisdom**

*'If you need wisdom, ask our generous God, and he will give it to you.'* James 1:5

**Game:** The children play Chinese Whispers. Sit them in a circle. The leader will split the memory verse into four parts. They start by whispering **"if you need wisdom"** to the first child, who will then whisper this to the next children and so on. Get the last child to say out loud what the first part of the memory verse is, correct them if necessary. Then do the same thing for part two **"ask our generous God"**, part three **"and he will give it to you"** and part 4 **"James 1:5"**. Then see if any of the children can remember all four parts and say the memory verse altogether.

Then, ask the children who can remember any of the signs from their series memory verse in 1 Corinthians.

### **Series memory verse: 1 Corinthians 14:7**

*'Something from the Spirit can be seen in each person, to help everyone.'* (ICB) 1 Corinthians 12:7

**Remembering:** Remind the children the sign for SOMETHING, FROM THE SPIRIT and CAN BE SEEN (which they learned in previous weeks), then teach the children the sign for IN EACH PERSON. Get the children to say the memory verse out loud, doing the actions for SOMETHING, FROM THE SPIRIT, CAN BE SEEN and IN EACH PERSON. Repeat this several times before asking if any of the children can remember the memory verse.

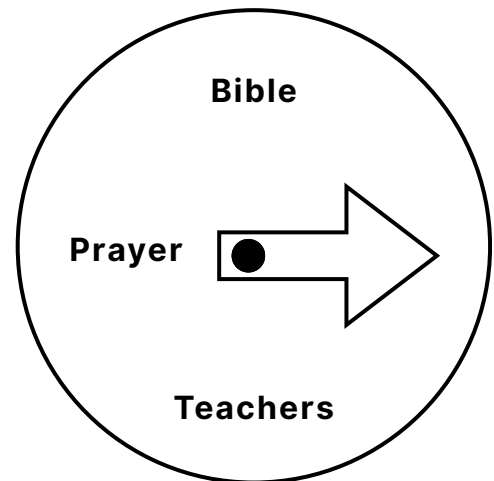
### **Craft: Wisdom Compass**

The children will create a wisdom compass using a paper plate to show them different ways God gives wisdom.

Children colour in the arrow with the memory verse before fastening it onto the plate with a split pin.

They then stick on the different ways God gives wisdom around the outside of the plate

- Talking to parents
- Listening to teachers
- Reading the Bible
- Praying to God
- Having peace in our hearts



Whilst they are colouring, ask the children if God has ever given them wisdom before? If he has, how has He given them wisdom? Encourage them that God can make them wise even though they are children.

The children can then colour in the plate however they choose.

[Original idea from Sunday School Works!: Compass of Widsom](#)

### **Prayer: Parachute Prayers**

Have the children sit in a circle with the parachute opened out in the middle. Give out the prayer cards to the older children to read when prompted.

When a prayer card is being read out, everyone keeps the parachute low, shaking it gently. After a prayer card has been read, everyone lifts the parachute high in the air and shouts "God, please give me wisdom!" and the parachute is then lowered down. This is repeated until all the prayer cards have been read out. On the last one everyone shouts AMEN. The prayer can be repeated if the children have enjoyed it.

*Prayer card 1 – When my friend doesn't know what to do... (parachute kept low and is shaken gently)*

*EVERYONE - God, please give me wisdom! (parachute lifts high in the air)*

*Prayer card 2 – When I have a decision to make... (parachute kept low and is shaken gently)*

*EVERYONE - God, please give me wisdom! (parachute lifts high in the air)*

*Prayer card 3 – When I don't know what to buy... (parachute kept low and is shaken gently)*

### **Prayer: Parachute Prayers continued...**

*EVERYONE - God, please give me wisdom! (parachute lifts high in the air)*

*Prayer card 4 – When my family are making plans... (parachute kept low and is shaken gently)*

*EVERYONE - God, please give me wisdom! (parachute lifts high in the air)*

*Prayer card 5 – Even though I'm still a child... (parachute kept low and is shaken gently)*

*EVERYONE - God, please give me wisdom! (parachute lifts high in the air)*

*EVERYONE – AMEN! (parachute lifts high in the air)*

### **Thinking Time**

Get the children to sit down. Tell them this is a time for them to think about what they have been taught today.

**Question:** How does the gift of wisdom help us to help others? (Give the children 30 seconds to think before asking for their answers).

Tell the children that earlier on they were taught the gift of wisdom is when God fills us with the ability to make wise choices which won't get us into trouble but will help us in our lives. It also helps us to help others make good choices, helping them to experience God's love as he uses us to give guidance.

**Next week:** Explain to the children that they will be discovering about the gift of miracles next week and learning how God uses this gift to help us help others.

### **Optional Game: Cat and Mouse with the parachute**

Get the children to sit around the edge of a parachute, creating waves to hide the "mouse" underneath so that the "cat" can crawl on the top.

Chose one child to be the mouse (underneath the parachute) and another to be the cat (to crawl on top of the parachute). The child who is the cat has to find the mouse and grab it, whilst the mouse has to keep moving around to avoid being captured. Once the cat tags the mouse, the round ends, and new players are chosen.

Scenario 1: Jonny's little sister won't stop following him. He decides to push her over so he can get away from her and hide. Wise or unwise?

Scenario 2: An advert comes on the television. It is advertising a scary movie for adults. Amelia presses mute and shuts her eyes until it's finished. Wise or unwise?

Scenario 3: Daniel is bored so he walks down the road to see if his friends are out, but he forgets to tell his parents what he's doing and has left the house without telling them. Wise or unwise?

Scenario 4: Katie has forgotten to study for a test, and she can't remember what to do! So, she decides to look at her friend's answers and copies her work instead. Wise or unwise?

Scenario 5: Hudson's friends like to play football, but they purposefully leave out the new boy in the class and don't pass to him. Hudson's team is losing, but when Hudson gets the ball, he passes to the new boy, even though it means he misses a shot on goal. Wise or unwise?

Scenario 6: Anna stole her friend's new pencil, but when she got home she realised she shouldn't have taken it. So, the next day she took it back and said sorry to her friend. Wise or unwise?

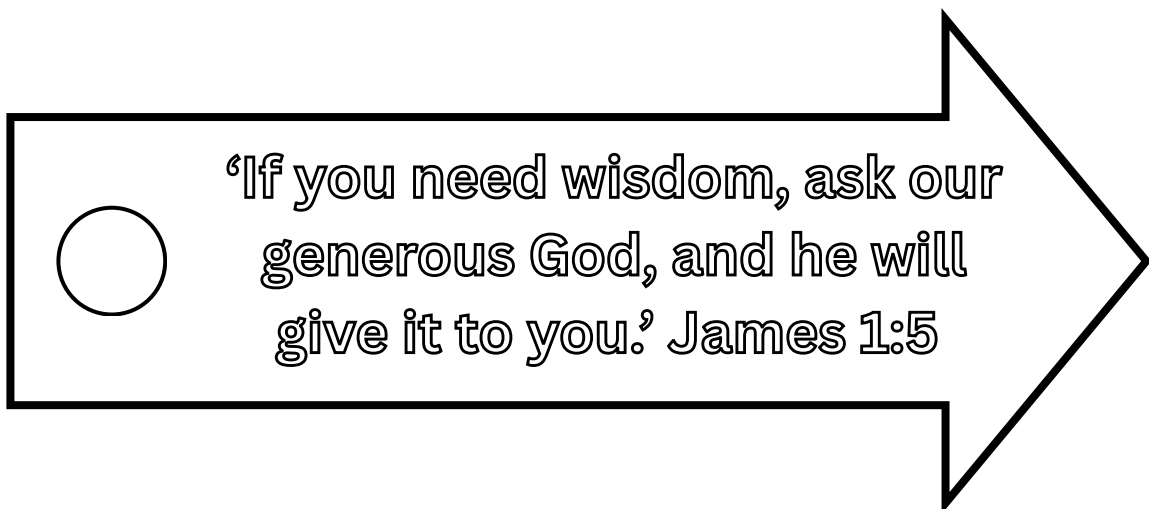
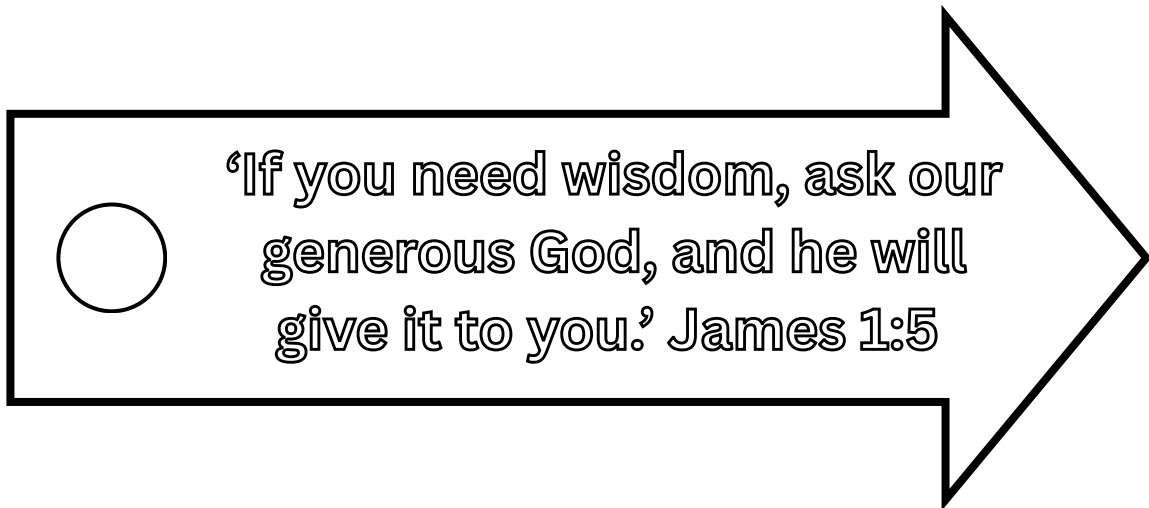
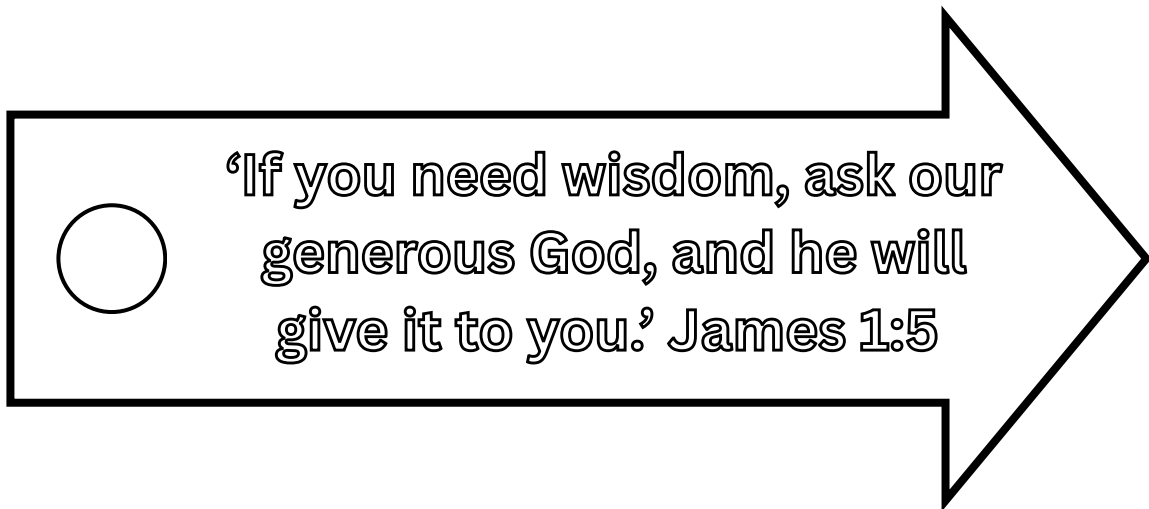
Scenario 7: After eating a picnic, Lucas has lots of empty food packets, he stuffs them in his coat pocket so that the wind doesn't blow them away, even though the pocket doesn't have a zip or a button to keep it closed. Wise or unwise?

Scenario 8: Lucy is shy and likes to play by herself in the playground. Another girl invites her to play with her, but Lucy kindly says, "no, thank you" and continues to play alone. Wise or unwise?

Scenario 9: Caleb has been given £5 to get his mum a birthday present, he's excited because his dad said he can spend the change on some sweets for himself. Caleb looks at lots of nice flowers and ornaments that would use up most of his money. Eventually, he decides to buy his mum a bar of chocolate for £1 and spends the rest of the money on sweets for himself. Wise or unwise?

## Wisdom Compass: Arrow

Cut out the arrow and use a split pin to fasten it to a paper plate





Wisdom Compass: How God gives wisdom.

Cut out the cards so children can stick them on their plates



**Reading  
the Bible**



**Reading  
the Bible**




**Praying to  
God**



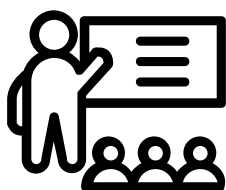
**Praying to  
God**



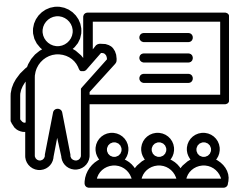
**Talking to  
parents**




**Talking to  
parents**




**Listening to  
teachers**



**Listening to  
teachers**



**Having  
peace in  
our heart**



**Having  
peace in  
our heart**

***Prayer card 1 – When my friend doesn't know what to do...***

***Prayer card 2 – When I have a decision to make...***

***Prayer card 3 – When I don't know what to buy...***

***Prayer card 4 – When my family are making plans...***

***Prayer card 5 – Even though I'm still a child...***

# Parent Card

## What I've learned in Kids Church today

Date:

Lesson 4: What is the gift of wisdom?

### We're so glad your child has joined us today!

During our session we learned about the gift of wisdom. We discovered that God's wisdom helps us to make good choices for ourselves and also helps us to give good advice to others.

We learnt that if we ask God for wisdom he will give it!

### Key phrase for your child to know:

Wisdom helps us to make good choices and to give good advice to others.

### The song we are practicing:

*Gifts of the Spirit*, by whispering Hope

### The memory verse we are learning:

*'Something from the Spirit can be seen in each person, to help everyone.'*  
(ICB) 1 Corinthians 12:7

### We also looked at:

*'If you need wisdom, ask our generous God, and he will give it to you.'*  
James 1:5

### Talk together:

Over the next few weeks the children will be learning about the gifts of the spirit.

We make wise and unwise choices everyday. Why not make a list this week of all the choices your family make and write the wise ones in one colour and the unwise ones in another.

Thank God for the wisdom He gives you and ask Him for more!

### Pray together:

*Father God,*

*Even though I'm still a child, please give me wisdom. When my friend doesn't know what to do, when I have a decision to make, when I don't know what to buy, and when my family are making plans, please God, give me wisdom!*

*Amen*

**See you next time!**