

# Gifts of the Spirit

## Kids Church - Lesson 3

Date:

Lesson 3: What is the gift of prophecy?

### Learning Objective/s:

Children will learn that:

1. Prophecy is a gift of the Holy Spirit
2. Prophecy is a message from God about the future or an instruction about the present
3. Prophecy helps us to help others
4. Even children can hear God's voice

### Equipment:

- Weekly overview board and lesson timetable board (*see series overview for more info*)
- Weather Map and weather props, blu tack
- satchel/rucksack, x6 envelopes, letter printouts, question letter, picture letter
- Speaker and device to play the song.
- Memory verse words and blank rectangles, a Bible
- Jigsaw prayer puzzle pieces
- Parent cards

### Parent Card:

At the end of the lesson, hand out the **parent cards** to the children so that they can continue reflecting on this week's lesson at home.

### Welcome Time:

Before starting the lesson, sit the children down and ask each one about their week, not forgetting to share about yours too. This is a great chance to build relationship with each other and to teach the children important skills like communication and listening.

### Ice Breaker: Weather Presenters

Using the weather props and map, ask for volunteers to be weather presenters and predict the weather for each day of the week. You could do the first day of the week yourself to show the children what to do - 'On Monday, the north will experience high winds, whilst the south will have sunny spells...' Stick blu tack to the back of the weather prop cards so the children can stick them onto the map.

### **Ice Breaker: Weather Presenters continued...**

**Learning point question:** Prophecy is when God tells us something in the future or sends instructions about the present. How is predicting/guessing the weather like the gift of prophecy?

Listen to the children's answers, then say, we don't know for certain what the weather will be like. Very clever geographers will predict as best as they can, but they don't always get it right! But when God tells us what will happen in the future, it isn't a guess or a clever prediction, because He really knows.

### **Song: *Gifts of the Spirit*, whispering Hope**

This week, teach the children the second verse of the song, after reminding the children how the first verse and the chorus go. Then play the whole song so they can practice, encouraging them to join in with the actions they can remember.

### **Object Lesson: Letters**

Tell the children that you have a got a postman's bag full of letters. Ask the children what a letter is, who would send them a letter, and would they expect the message in the letter to be full of nice words to make them happy, or cross words that would make them sad?

**Take the four letters out of the bag.** Tell the children that the gift of prophecy is God sending us special messages about something in the future or instructions about the present. Ask the children, if God sent you a message would you expect it to be full of nice words to make you happy, or cross words to make you sad? Explain that when God sends us a message it is always full of nice words.

**Hand out the letters to children who can read** (or to younger children and ask an older child to read for them). One at a time, get the children to read out the letters and answer the questions together.

**Pull out the question letter from the bag** and read out the question: Will God send me a letter when He wants to talk to me about the future or give me instructions about the present? Ask the children for their answers. Tell the children that God will talk to them in many ways. **Pull out and open the picture letter** and get the children to guess how God speaks by showing them the pictures (*answers: Bible, dreams, pictures/visions in your mind, talking with others, feeling peaceful about something, not feeling peaceful about something, sermons, songs, poems/stories, art*). The final picture will be a love heart to remind the children that God gives the gift of prophecy to help us and to help others so, no matter how the message comes, it will always be kind and encouraging because God is a God of love.

## **Object lesson: Letters continued...**

**Letter 1 - Faith and Relationships.** *Remind the children that God wants to speak to them and send them messages, even though they are children.*

**Letter 2 - Guidance and correction.** *Pause at the question and discuss with the children about how they feel about God's discipline. Explain to the children that God will always discipline with love and shouldn't be feared.*

**Letter 3 - Preparation.** *Possible answers of what God might tell the children to do if they are about to face something difficult: Pray, read the Bible, pray with others, get advice from family and friends.*

**Letter 4 - Encouraging the Church.** *Listen to the children's answers about how they would feel if God spoke to them. Remind the children that hearing from God isn't scary, and that they can think of Him like a father wanting to talk to His children. Remind them that God's messages are always full of love and encouragement.*

## **Memory Verse: Prophecy**

*'I will pour out my Spirit upon all people. Your sons and daughters will prophesy. Your old men will dream dreams, and your young men will see visions.'* Joel 2:28

**Game:** Cut out and fold up the words and blank rectangles, placing them at one end of the room. Then line the children up at the other end of the room. Taking it in turns, the children run and pick up a folded piece of paper at random, after running back to the line they check to see if they have a word. If they have a word they stand to one side, if they have a blank rectangle they must go to the end of the line and run again. Repeat until all the folded pieces of paper have been collected. Then, using a Bible, the children must try and put the memory verse in the right order and shout it out once they've completed it.

After the game, ask the children who can remember any of the Makaton signs or words from their series memory verse in 1 Corinthians.

## **Series memory verse: 1 Corinthians 12:7**

*'Something from the Spirit can be seen in each person, to help everyone.'*  
(ICB)

1 Corinthians 12:7

### **Memory Verse: continued...**

**Remembering:** Remind the children the Makaton sign for the SOMETHING and FROM THE SPIRIT (which they learned in previous weeks), then teach the children the Makaton sign for CAN BE SEEN. Get the children to say the memory verse out loud, doing the actions for HOLY SPIRIT, FROM THE SPIRIT and CAN BE SEEN. Repeat this several times before asking if any of the children can remember the memory verse.

### **Craft: Drawing God's Messages**

Give the children a piece of paper, a pencil and some colours. Tell them that you are going to say a word and they must draw what comes to their minds first. When you give them a new word, give each child a fresh piece of paper.

*Words: Church, Family, School, Community, World*

After drawing, tell the children that sometimes when they draw what's in their minds they can look back and see that God has been speaking to them. Ask them to look at their pictures to see if they think God has said anything. Ask the children if they want to share anything and remind the children that God can speak to them even if they haven't heard anything today.

Remind the children that God gives the gift of prophecy to help others. Tell the children if they have drawn something that's encouraging for someone else, perhaps a friend or family member, perhaps something about the church, that they should show one of the kids church leaders so that God's message can be given to that person.

### **Prayer: Jigsaw Prayer**

Hide around the room cut out jigsaw pieces with today's prayer written on. One at a time, have the children run/hop/jump to fetch a piece of jigsaw. Once all the pieces have been collected they will have their prayer. Get those who can read to say the prayer out loud together and get the younger ones to shout DEAR GOD at the beginning and AMEN at the end.

*Dear God*

*Thank you for the gift of prophecy and that you want to send special messages to us.*

*Thank you that your words are always kind and that they help us to help others.*

*Speak to us and teach us to listen.*

*Amen*

### **Thinking Time:**

Get the children to sit down. Tell them this is a time for them to think about what they have been taught today.

**Question:** How is the gift of prophesy like predicting the weather? How is the gift of prophesy like receiving a letter? Ask the children both questions and tell them to answer the one they have the best answer for (Give the children 30 seconds to think before asking for their answers).

Tell the children that earlier on they were taught the gift of prophecy is when God sends messages about the future or instructions about the present. It's a gift to help us help others because these messages are always full of God's love and encouragement.

**Next week:** Explain to the children that they will be discovering about the gift of wisdom next week and learning how God uses this gift to help us help others.

### **Optional Game: Traffic Lights**

Line the children up at one end of the room. Set up three markers equal distances apart. Tell the children that the first marker is the "green light", the second marker is the "amber light" and the third marker is the "red light".


When you shout "green light" all the children run to the marker that represents the green light. When you shout "amber light", all the children run to the marker that represents the amber light. When you shout "red light", all the children run to the marker that represents the red light. Continue shouting out the different colours in whatever order you choose.

You could get some of the children to call out the lights, or you could make it more of a competition so that the last one to reach the light is out.





## Weather map



## Weather Props



## Weather Props





Print out the letters and put each one in an envelope.

### **Letter 1**

When God sends a message about the future it reminds us that He is alive and here with us - that's exciting! It helps us get to know God better and reminds us to trust in Him more.

Has God ever sent you a special message about something in the future?

Don't forget, God wants to speak to you and send you messages even though you're still a child.

### **Letter 2**

God sends us messages to correct us if we're doing something wrong in the present. Is this something to be scared of?

God is a God of love and will always send us messages and instructions full of encouragement and hope. His aim is to help us and to encourage us to be like Jesus.

So when He sends us messages to remind us how we should be behaving, He'll speak to us gently in order to guide us back to Him.

Print out the letters and put each one in an envelope.

### Letter 3

Because God knows the future, He can prepare us and sometimes sends messages so we can be ready to face a situation that might be difficult.

Can you think of what God might tell you to do if you're about to face something that's difficult?

### Letter 4

The gift of prophecy is important because the instructions God sends builds up the church by giving encouragement and comfort for the present day, not just hope for the future. When God gives us a special message, it's important to speak it out so that everyone can benefit from God's kindness and love today.

How might you feel if God sent you a special message to tell others?

Remember, the Holy Spirit's gifts help us to help others.




Print out the question and put it in an envelope labelled with a question mark.

## Question

Will God send me a letter when  
He wants to talk to me about  
the future or give me  
instructions about the  
present?



# Picture Letter printout

Cut out the pictures and put into one envelope labelled with the word "pictures"



# Picture Letter printout

Cut out the pictures and put into one envelope



# Picture Letter printout

Cut out the pictures and put into one envelope



## Memory Verse Words

Cut out and fold up the words and blank rectangles

**I will**

**pour**

**out my**

## Memory Verse Words

Cut out and fold up the words and blank rectangles

**Spirit**

**on all**

**people.**



## Memory Verse Words

Cut out and fold up the words and blank rectangles

**Your sons and**

**daughters**

**will prophesy.**

## Memory Verse Words

Cut out and fold up the words and blank rectangles

**your old men**

**will dream**

**dreams,**

Memory Verse Words

Cut out and fold up the words and blank rectangles


**your young**

**men will**

**see visions.**




## Memory Verse Words

Cut out and fold up the words and blank rectangles






## Memory Verse Words

Cut out and fold up the words and blank rectangles




## Memory Verse Words

Cut out and fold up the words and blank rectangles



## Memory Verse Words

Cut out and fold up the words and blank rectangles



Dear God

Thank you for the gift of  
prophecy and that you want to  
send special messages to us.

Thank you that your words are  
always kind and that they help  
us to help others.

Speak to us and teach us to  
listen.

Amen



# Parent Card

## What I've learned in Kids Church today

Date:

Lesson 3: What is the gift of prophecy?

### We're so glad your child has joined us today!

During our session we learned that the gift of prophecy is when God sends us special messages about the future and instructions about the present. We learned that no matter what the message is, it will always be filled with kind words because God is a God of love. This is how the Holy Spirit helps us to help others because prophecy is always encouraging.

### Key phrase for your child to know:

Prophecy is a message from God about the future or an instruction about the present.

### The song we are practicing:

*Gifts of the Spirit*, by whispering Hope

### The memory verse we are learning:

*'Something from the Spirit can be seen in each person, to help everyone.'*  
(ICB) 1 Corinthians 12:7

### We also looked at:

*'I will pour out my Spirit upon all people. Your sons and daughters will prophesy. Your old men will dream dreams, and your young men will see visions.'* Joel 2:28

### Talk together:

Over the next few weeks the children will be learning about the gifts of the spirit.

Does your family know the names of any prophets from the Bible?

Pick one of these prophets and find out what special message they had from God to tell others.

### Pray together:

Dear God,  
Thank you for the gift of prophecy and that you want to send special messages to us. Thank you that your words are always kind and that they help us to help others. Speak to me and teach me to listen.  
Amen

See you next time!